



Video Decoder built-in 16ch Network Disk Recorder with Face Matching capability

Key Features

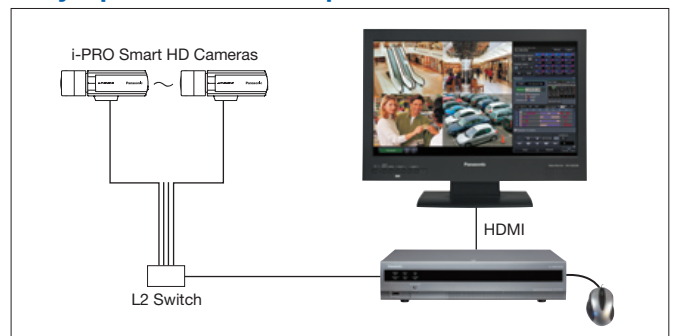
- H.264, MPEG-4 and JPEG multi format
- Up to 16 network cameras can be connected and recorded.
- Quick setup by automatic camera detection and simple setup wizard without the use of PC
- "Referenced recording days" is automatically calculated by frame rate, image quality and HDD capacity.
- Simple mouse operation by new GUI without the use of PC
- Quick intuitive search with calendar and timeline
- Live images from up to 16 cameras can be displayed simultaneously.
- Supports the Full HD output (HDMI) that can display recorded images and live images in high definition
- ECO-friendly automatic back light control of the wide LCD monitors, WV-LW1900/WV-LW2200 (Saves power consumption to 30 % ~ 60 % during normal use)
- Real Time Face Matching function by matching registered face images with a face displayed on live images
* Only channel 1 * Cameras supporting face detection function is required. (WV-NP502, WV-SP305, or WV-SP306 is recommended.)
- Face matching alarm is notified by Buzzer / E-mail / Panasonic alarm / Terminal output / Indicator.
- Various alarm sources include 9x Terminal inputs, 16x Camera alarm, Panasonic Alarm Protocol. Flexible alarm actions include Alarm recording, E-mail notification, Alarm message, Camera positioning, Terminal output, Panasonic alarm protocol output, Buzzer and Indicator.
- Camera Control: Pan/Tilt, Zoom, Focus, Brightness, Preset Position, Auto mode (depending on camera model)
- Audio from the i-PRO network cameras can be recorded and played back, G.726 (ADPCM) 32 kbps.
- Flexible Playback Controls: Goto Date (Jump to specific time/date), Goto Last (Jump to 30 s before the record end)
- Various Display Modes: Spot, Multiscreen (4 / 16 split screen display, 3 / 6 / 9 / 16 split screen display on a full screen)
- Various Recording Modes: Schedule, Event (Pre/Post)
- Filtered Search: Time & Date, Event Type, Camera number, Timeline

- Recorded images can be downloaded to a PC.
- Downloadable viewer software allows playback of images downloaded from the Recorder.
- Built-in network interface (10Base-T / 100Base-TX / 1000Base-T) for recording and client access
- Up to 2 clients can monitor image and control WJ-NV200 simultaneously.
- Up to 2 HDDs can be installed. (8.89 cm (3.5 inch) Serial ATA HDD)
- User authentication, 3 user levels and User level - Camera partitioning setup for user management of up to 16 user registrations
- Multi-recorder, Multi-site system can be made with optional WV-ASM100 i-PRO Management Software.
- Plan to support ONVIF in early 2011

Standard Accessories

• CD-ROM*	1 pc.	The following are for installation:
• Mouse	1 pc.	• Power Cord (NTSC model).....
• Installation Guide	1 pc.	• Power Cord (PAL model).....
• Quick Reference Guide	1 pc.	• HDD Fixing Screw.....
		• HDD Fixing Screw.....
		* The CD-ROM contains the operating instructions (PDFs).

Easy Operation and Setup without PC



Specifications

TV System	NTSC	PAL
Supported Cameras	Panasonic i-PRO series Network cameras (Contact Panasonic for Axis® cameras)	
Supported Image Format	H.264, MPEG-4, MJPEG	
Supported Image Resolution	SXVGA (1,280 x 960), VGA (640 x 480), QVGA (320 x 240) (Depending on the camera)	
Supported Audio Format	G.726 (ADPCM) 32 kbps	
Maximum Number of Cameras	16	
Recording	Event, Schedule	
Pre-alarm Recording	Up to 15 seconds	
Scheduled Recording Mode	2 programs, 3 time zones/day, Independent setup for each day of the week	
Frame Rate/Camera	Up to 30 ips (Depending on the Camera)	
Main Unit Functions	Pan/Tilt, Zoom, Focus, Brightness, Preset position call and program (up to 256), Auto mode, Click centering, Wheel zoom, Zoom reset, Auto Back Focus	
Multiscreen Mode	4 / 16 split screen display, 3 / 6 / 9 / 16 split screen display on a full screen	
Playback Control	PLAY, Rev PLAY, Pause, Stop, FF, FR, Prev Record, Next Record, Prev Image, Next Image, Goto Date, Goto Last (30 s)	
Search Mode	Search criteria: Time date, Playback by designating a timeline, VMD	
Copy	Recorded data of selected cameras and time date range can be copied to the SD (SDHC) card.	
Camera Title	Up to 14 characters	
Clock Display	Time: 12H/24H, Date: 5 formats	
Digital Zoom	Live: 2x, 4x, 8x (only for 1-screen or 4-screen) Play: 2x, 4x, 8x	
System Log	Operator access (100), Network error (100), Error (1,000), Event (750)	
System Setup	Setup page in English, French, Italian, Spanish, German, Russian, Japanese	
Browser GUI	Pan/Tilt, Zoom, Focus, Brightness, Preset position call and program (up to 256), Auto mode, Click centering, Wheel zoom, Zoom reset	
Playback Control	REC, PLAY, Rev PLAY, Pause, Stop, FF, FR, Prev Record, Next Record, Prev Image, Next Image, Goto Date, Goto Last (30 s)	
Search Mode	Search criteria: Time date, Event type, VMD, Camera number	
Display Mode	1 / 4 screen	
Image Download	Recorded data of selected camera and time range can be downloaded to a PC. Viewer software can be downloaded separately.	
Copy	Recorded data of selected cameras and time date range can be copied to the SD (SDHC) card.	
Camera Title	Up to 14 characters	
Clock Display	On the browser. Time: 12H/24H, Date: 5 formats	
Digital Zoom	Live/Play: 2x, 4x (only for 1-screen)	
System Log	Operator access (100), Network error (100), Error (1,000), Event (750)	
GUI Language	English, French, Italian, Spanish, German, Russian, Japanese	
Supported OS and Browser Combination	Microsoft® Windows® 7 Professional 64 bit/32 bit & Windows® Internet Explorer® 8.0, Microsoft® Windows Vista® Business SP1 32 bit & Windows® Internet Explorer® 7.0 The language of OS must be the same as selected GUI language.	
Required PC	MJPEG/ MPEG-4 H.264	CPU: Intel® Core™ 2 Duo 2.66 GHz or faster, RAM: 1 GB or more, VRAM: 128 MB or more (Min. 64 MB), Microsoft® DirectX® 9.0c or later CPU: Intel® Core™ i7-920 or faster, RAM: 3 GB or more, VRAM: 128 MB or more (Min. 64 MB), Microsoft® DirectX® 9.0c or later
Alarm/Event	Alarm Source	9x Terminal inputs, 16x Camera alarms, Panasonic Alarm Protocol
Face Matching	Off / On	
Event Mode	Off / On	
Alarm Action	Alarm recording, e-mail notification, Alarm message, Camera positioning, Terminal output, Panasonic alarm protocol output, Buzzer, Indicator	
Alarm Control	Reset	
Event Log	750	
Input / Output	Spot Output Connector	1x 1 V [p-p] / 75 Ω (BNC)
Monitor (HDMI) Connector	1x HDMI	
Audio Output Connector	1x -10 dBV, 600 Ω, Unbalanced (RCA)	
Alarm/Control Connector (25pin D-sub)	Alarm	Alarm input 1 - 9 ¹ , Alarm output ² , Alarm reset input ¹ , Face matching output ²
Control	Control	Time adjustment input ¹ , +5 V output ³
Error/Warning	Error/Warning	Network error output ² , HDD error output ² , Camera error output ² , Recorder error output ² , Recording error output ²
Mouse Connection Port	1x	
Network Port	1x 10BASE-T / 100BASE-TX / 1000BASE-T (RJ-45)	
SDHC/SD Memory Card Slot	SDHC/SD memory cards applicable (miniSD cards and microSD cards not applicable)	
Network	Maximum Bandwidth	Total 80 Mbps or less
Supported Protocol	TCP/IP, UDP/IP, HTTP, FTP, SMTP, DNS, NTP, SNMP, RTP	
E-mail	Upon Alarm or Warning	
No. of Simultaneous Users	2 or less	
User Registration	Up to 16 users	
User Level	3 Levels (Programmable)	
Partitioning	User level - Camera (View & Control, No Access)	
Security Method	User authentication (ID and Password), Alteration detection	
Other Functions	Time Synchronization	Terminal (Slave), NTP (Server/Client)
Summer Time	Summer Time	User definable (using menu setup)
HDD	Type	8.89 cm (3.5 inch) Serial ATA HDD, Up to 2x HDDs can be installed.
Viewer Software	Playback Control	Play, Rev Play, Pause, FF, FR, Prev Record, Next Record, Prev Image, Next Image
Additional Functions	Alteration detection, Save as JPEG, Two times zoom, Print, Copy	
Supported OS, Language	Same as browser GUI, Language of the software will be English	
General Specifications	Safety/EMC Standard	UL (UL60065), FCC (Part15 ClassA), CE (EN60065, EN55022 ClassB, EN55024), GOST (GOST R 51558)
C-UL (CAN/CSA C22.2 No.60065), DOC (ICES003 ClassA)		
Power Source	120 V AC, 60 Hz	220 - 240 V AC, 50 Hz/60 Hz
Power Consumption	approx. 45 W	

Trademarks and registered trademarks

- Microsoft, and Windows are registered trademarks of Microsoft Corporation in the U.S. and other countries.
- Axis is a registered trademark of Axis Communications AB.
- UniPhier is a registered trademark of Panasonic Corporation.
- "Super Dynamic", "SDI", "SDII", "SD5", "SD5Link", "i-PRO" and "i-PRO SmartHD" logos are trademarks or registered trademarks of Panasonic Corporation.

Important

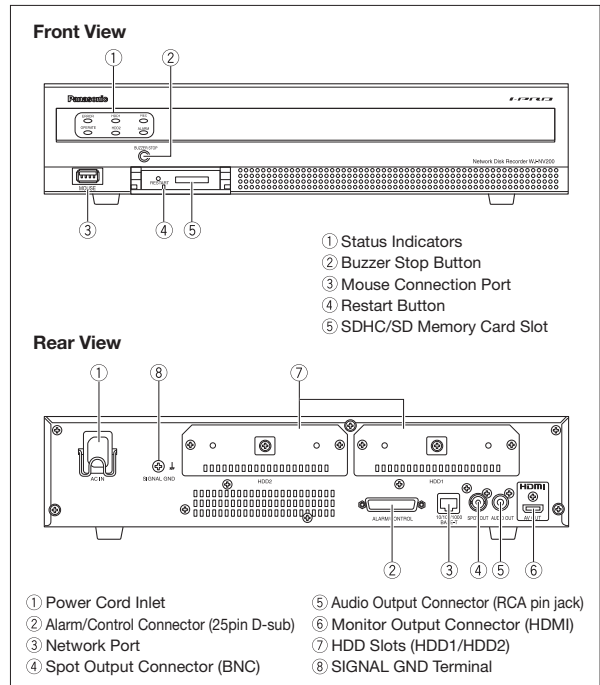
- Safety Precaution: carefully read the operating instructions and installation manual before using this product.
- Panasonic can not be responsible for network performance and/or other manufacturer products that reside on the network.

TV System	NTSC	PAL
General Specifications	Main body: +5 °C ~ +45 °C (41 °F ~ 113 °F)	
Ambient Operating Temperature	Mouse (provided): +5 °C ~ +40 °C (41 °F ~ 104 °F)	
Ambient Operating Humidity	5 % ~ 90 % (without condensation)	
Maximum Operating Altitude	2,000 m (6,562 feet) above sea level	
Dimensions	420 mm (W) x 88 mm (H) x 300 mm (D) (16-17/32" (W) x 3-15/32" (H) x 11-13/16" (D)) (excluding rubber feet and projections)	
Mass (approx.)	4.8 kg (10.6 lbs.) without HDD 5.6 kg (12.36 lbs.) with 1 HDD 6.4 kg (14.13 lbs.) with 2 HDDs	

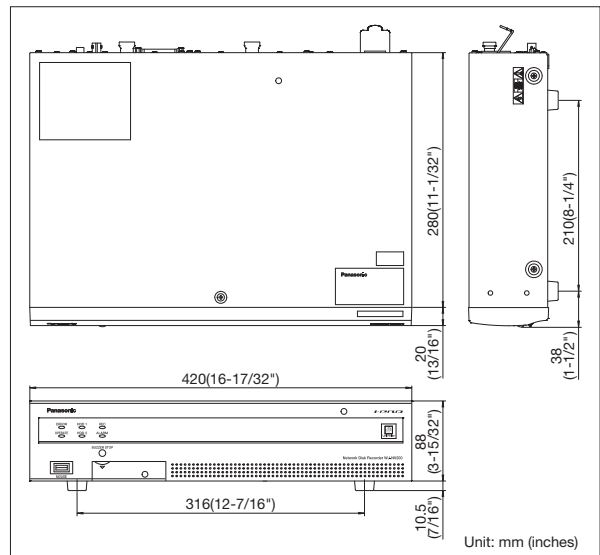
*1: Non-voltage make contact input, 50 kΩ +5 V DC pull-up

*2: Open collector output, 24 V DC, 100 mA max. *3: 200 mA max.

Part Names and Functions



Appearance



- All TV pictures are simulated.
- Masses and dimensions are approximate.
- Specifications are subject to change without notice.
- These products may be subject to export control regulations.
- All product pictures are NTSC models.

DISTRIBUTED BY:

Panasonic®

<http://panasonic.net/security/>

Printed in Japan (2A-064DA)